

Welcome!

Entry Task:


1. Make sure you get a **paper** as you walk in
2. Get a **Chromebook**, sign on and close it ½ way
3. Answer the **entry task question** on your paper

HSBP 8th Grade Lessons

8th Grade S.M.A.R.T Goals
Affording My Future

Road Trip to My Future

9th Grade Naviance Lessons



They Key Word is “Yes!”

Click on the **careers** tab in Naviance

careers

Go to

roadtrip nation interview archive

Click on

EXPLORE MORE

Click **All Leaders** in the upper right-hand corner

All Leaders

Click on “**H**” to locate the interview with **Howie Mandel**

H



The Key Word is
Yes (2:19)



Lesson Tasks

Students will explore future career interests using the Road Trip Nation video archive

Students will review high school credit and graduation requirements

Students will reflect on their 8th grade goal and choose an area of focus for 9th grade

Students will complete their High School and Beyond Plan 8th Grade Year Survey



Learning Outcomes

Students will explore careers based on their preferences in Road Trip Nation and make plans for high school and beyond by completing their 8th grade year High School and Beyond Plan Survey.



ROAD TRIP TO MY FUTURE

Naviance Family Connection

<http://connection.naviance.com/eisenhowerms>

<http://connection.naviance.com/evergreenmid>

<http://connection.naviance.com/gatewayms>

<http://connection.naviance.com/heatherwoodms>

<http://connection.naviance.com/northmid>



WHAT'S YOUR ROAD?

Log-in to Naviance Family Connection

Log-in:

<http://connection.naviance.com/eisenhowerms>

<http://connection.naviance.com/evergreenmid>

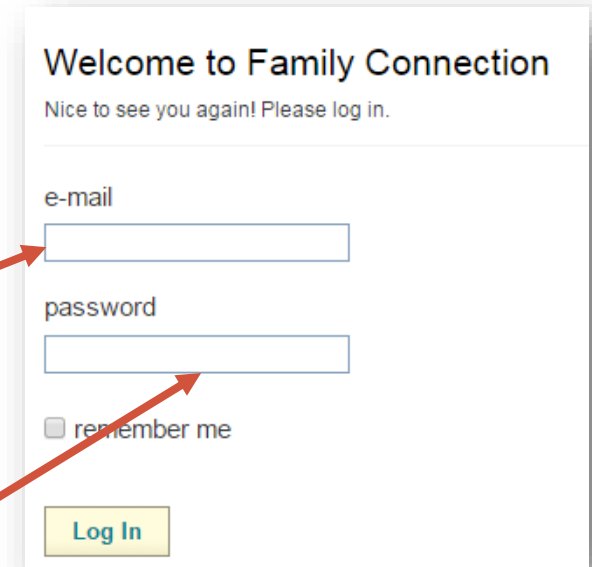
<http://connection.naviance.com/gatewayms>

<http://connection.naviance.com/heatherwoodms>

<http://connection.naviance.com/northmid>

username: student ID

password: last **4-digits** of your student ID + **2-digits** for the **day** you were born



Welcome to Family Connection
Nice to see you again! Please log in.

e-mail

password

☐ remember me



Access Road Trip Nation

The screenshot shows the Road Trip Nation website. At the top, there is a navigation bar with four tabs: 'colleges', 'careers', 'about me', and 'my planner'. The 'careers' tab is circled in red, and a red arrow points from it down to a video player. Below the navigation bar, there are three main sections: 'explore careers', 'what are my interests?', and 'roadtrip nation interview archive'. The 'explore careers' section has two links: 'favorite careers & clusters' and 'explore careers & clusters'. The 'what are my interests?' section has two links: 'Do What You Are®' and 'cluster finder'. The 'roadtrip nation interview archive' section features a video player with a red box around it. To the right of the video player is a green box with text: 'Roadtrip Nation sends young people on Roadtrips to interview Leaders who have built their lives around their interests. WHAT'S IN THE ARCHIVE? 3,552 VIDEOS ON STRUGGLE, TRIUMPH, AND SELF-DISCOVERY'. At the bottom of this green box is a green button labeled 'EXPLORE MORE', which is also circled in red. A red arrow points from the 'EXPLORE MORE' button up to the 'careers' tab.

Click the
careers tab

At the bottom,
click the
Explore More
to get started



Locate Videos That Interest You

ROADTRIP NATION INTERVIEW ARCHIVE



Click **Start Here.**

WHAT'S IN THE ARCHIVE?

We've gone on
52 ROADTRIPS & *Interviewed*
366 LEADERS

Creating **3,552** VIDEOS ON
STRUGGLE, TRIUMPH, AND SELF DISCOVERY

That have been broken into
48 THEMES & **29** INTERESTS

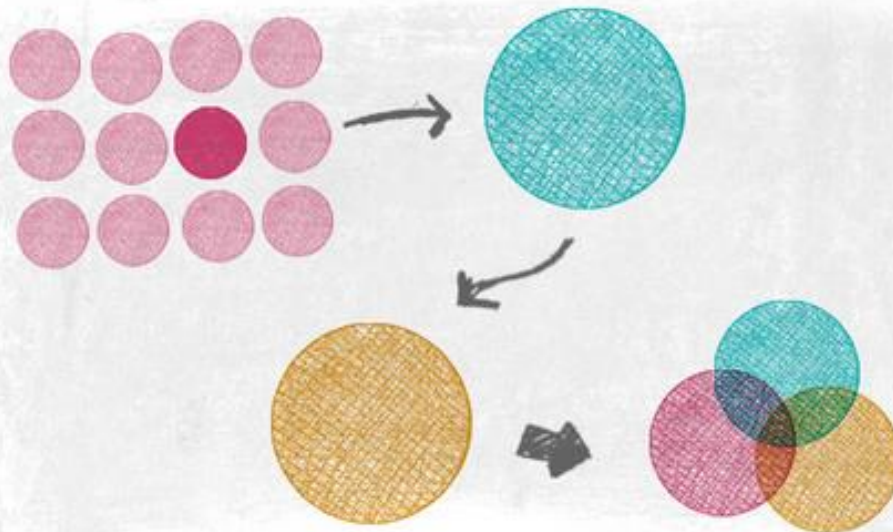
First time here? Click on The Roadmap to watch interviews with people whose interests are similar to your own.

Interests are similar to your own.
Watch interviews with people whose
First time here? Click on The Roadmap to



Defining Your Road

WHAT'S YOUR ROAD?



HI. NICE TO SEE YOU!

You're about to begin a journey of self-discovery to help you figure out who you are and what you love to do.

DEFINE YOUR ROAD

By clicking **Define Your Road** you will be able to find videos of people in all different careers.



Defining Your Road



To help you define your road, you will choose **one foundation** and **two interests**.

A **foundation** is something that makes up who you are inside.

Your **interests** are those things you stay focused on and pursue.



Roadtrip Nation Video Results



Your Road is all about ...

THESE LEADERS HAVE A SIMILAR ROAD

*Watch some interviews and hear stories from people with similar interests as you.
If you resonate with the people below, you've probably picked the right Foundation and Interests.*

When your **Roadmap** is created you will see videos of leaders with similar interests as you.

You can complete the process again by scrolling down to the bottom of the page and click

DO IT AGAIN!



Middle School Complete!

At the beginning of **8th grade**, you used **Naviance Family Connection** to create a **S.M.A.R.T** goal for yourself.

Now it is time to reflect and evaluate your progress towards achieving your goal.

You will also have an opportunity to think about **9th grade** and your **“next steps.”**

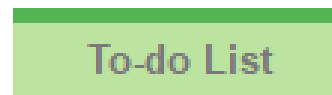
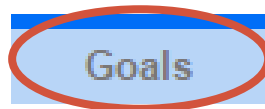


Accessing Your Goal in Naviance


Click on the **my planner** tab



Click the **Goals** tab



Click the edit icon to access your
8th grade S.M.A.R.T goal.



Read and review what you wrote
for each part of S.M.A.R.T

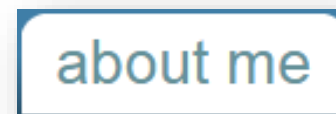


Adding a Journal Entry

In Naviance Family Connection you can use the **journal** tool to keep track of notes, files, and things you want to remember.

Using the **journal** you will write two ideas for goal topics that you will focus on starting in the fall of your **9th grade year**.

Click on the **about me** tab.



Click the **journal** link to begin your entry.





Goal Topics and Ideas

Click the link to **+ add new entry**.

In the **subject** area, type **8th grade goal reflection**.

Notes = 2 sentences

Sentence #1: *In 8th grade my goal was focused on*

Sentence #2: *My progress towards my goal was _____ and I will need to _____ to continue making progress in high school.*

The screenshot shows a web interface for adding a journal entry. At the top, a blue box contains the word 'journal' and a link '+ add new entry'. Below this is the 'add journal entry' form. The form has several fields: 'Type' (a dropdown menu currently showing 'N/A'), 'Subject' (a text input field with a red box around it and an arrow pointing to it from the text 'In the subject area, type 8th grade goal reflection'), 'Share with' (checkboxes for 'counselors', 'teachers', and 'my parents'), 'Notes' (a large text area with a red box around it and an arrow pointing to it from the text 'Notes = 2 sentences'), 'Description' (a text input field with '(optional)' next to it), 'Find File' (a button labeled 'Choose File' and a text box showing 'No file chosen' with an 'Attach' button), and a list of file attachments (currently empty, with a 'Remove' button). At the bottom of the form are two buttons: 'Cancel' and 'Add Journal Entry' (which has a red box around it and an arrow pointing to it from the text 'Click the link to + add new entry').



COMPLETE THE LESSON...


Your High School & Beyond Plan

Your **High School & Beyond Plan** is a graduation requirement.

Shows up on your official transcript as **MET**

```
***** ADDITIONAL STATE REQUIREMENTS *****
ENGLISH LANGUAGE ARTS STANDARD                MET
MATHEMATICS STANDARD                          MET
SCIENCE STANDARD                             MET
HIGH SCHOOL & BEYOND PLAN                      NOT MET
WASHINGTON STATE HISTORY                      MET
```

```
***** ADDITIONAL STATE REQUIREMENTS *****
ENGLISH LANGUAGE ARTS STANDARD                MET
MATHEMATICS STANDARD                          MET
HIGH SCHOOL & BEYOND PLAN                      MET
WASHINGTON STATE HISTORY                      MET
*****
```



Complete the short survey in Naviance each year now through grade 12.



How do the 24 credit graduation requirements add up for the class of 2021 and beyond?



17

+

3

+

4

=

24 CREDITS

Core Credits – courses necessary for every graduate to be college and career ready

Personalized Pathway Requirements (PPR) – classes that further student's own interests and align with each student's High School and Beyond Plan

Elective Credits – exploratory classes of interest

Core Credits plus Personalized Pathway Requirements (PPR)

- 4 English
- 3 Social Studies
- 2 Health and Fitness
- 1 Career and Technical Education

- 3 Math

- 2 Arts

- 1 Arts

- 1 PPR Course

OR

- 3 Science

- 2 World Language

- 2 PPR Course

OR

Elective Credits

- 4 Electives, including district-required College & Career Readiness Seminar

Career and College Ready graduation requirements for the class of 2021 and beyond.

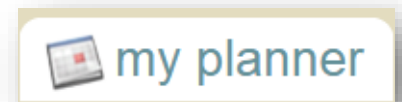


How do I Complete my 8th Grade HSBP?

The HSBP survey is about your future plans.

Each year when you complete the survey you can revise your answers as your interests and/or goals might change

To complete the survey, go to **My Planner** tab



Click **Tasks Assigned to Me**

Tasks Assigned to Me

Click the survey link to complete

 [My High School and Beyond Plan 8th Grade Year Survey.](#)

8th Grade HSBP Survey

22

*1. My First Name:

*2. My Last Name:

*3. My Student ID:

*4. Today's Date: (MM/DD/YYYY)

*5. This is my ___ time taking the High School and Beyond Plan Survey this school year.
☐ 1st
☐ 2nd
☐ 3rd
☐ Other

*6. My career goal is to work in the following career cluster(s): Check all that apply.
☐ Agriculture, Food and Natural Resources
☐ Architecture and Construction
☐ Arts, Audio/Visual and Communications
☐ Business, Management, and Administration
☐ Education and Training
☐ Finance
☐ Government and Public Administration
☐ Health Science
☐ Hospitality and Tourism
☐ Human Services
☐ Information Technology
☐ Law, Public Safety, Corrections, and Security
☐ Manufacturing
☐ Marketing, Sales and Service
☐ Science, Technology, Engineering and Mathematics
☐ Transportation, Distribution and Logistics
☐ Other

7. Based on your choice(s) above, describe a career in this cluster(s) that you are interested in:

*8. Please indicate your post-secondary college, training or education interest:
 Unknown Other:

*9. High School Graduation: 24 Credits and Career-Related Electives
To graduate from high school, students need to earn 24 credits. The 24 credits required for high school graduation are also the courses needed to be admitted to most colleges and universities.
You have choices about the courses you can take to reach 24 credits. Below are questions related to choices available to you based on your future career interests.
***For your third year of math, you have the following options:**
Option A: Colleges and universities expect students to enter with a minimum of Algebra II; I plan on taking Algebra II.
Option B: I am interested in a career and education pathway that does not require Algebra II; I am planning on taking the following career-related math course to meet the high school graduation requirement for a third year of math (1.0 credit).
☐ I choose Option A. I plan to take Algebra II.
☐ I choose Option B. I plan to take a career-related math course:

*10. Career-related electives (or Personalized Pathway Requirements-PPRs) are classes that further your own interests and align with your High School and Beyond Plan. They are career-related electives.
***You have the following PPR options for World Language:**
Option A: Colleges and universities expect students to enter with a minimum of two years of a World Language; I plan on taking two years or more of a World Language to meet the high school graduation requirement for World Language (2.0 credits).
Option B: I am interested in a career and education pathway that does not require two years of a World Language; I am planning on taking two career-related electives (PPRs) (indicated below) to meet the high school graduation requirement (2.0 credits, World Language PPR option).
☐ I choose Option A. I plan to take two years or more of a World Language.
☐ I choose Option B. I plan to take two career-related electives (PPR):
11. If you chose Option B for Question 10, please indicate your 2 career-related electives (PPRs) below:

*12. Career-related electives (or Personalized Pathway Requirements-PPRs) are classes that further your own interests and align with your High School and Beyond Plan. They are career-related electives.
***You have the following PPR options for Fine Arts:**
Option A: Colleges and universities expect students to enter with a minimum of two years of Fine Arts; I plan on taking two years or more of Fine Arts to meet the high school graduation requirement for Fine Arts (2.0 credits).
Option B: I am interested in a career and education pathway that does not require two years of Fine Arts; I am planning on taking one year of Fine Arts (1.0 credit), and one career-related elective (PPR) (indicated below) (1.0 credit, Fine Arts PPR option).
☐ I choose Option A. I plan to take two years or more of a Fine Arts.
☐ I choose Option B. I plan to take one year of Fine Arts and one career-related elective (PPR).
13. If you chose Option B for Question 12, please indicate your one year of Fine Arts and one career-related elective (PPR) below:

*14. I have met with my counselor to discuss my High School and Beyond Plan.
☐ Yes ☐ No
*15. I would like to meet with my counselor to discuss my High School and Beyond Plan.
☐ Yes ☐ No
*16. I have shared my High School and Beyond Plan with my family.
☐ Yes ☐ No

Check with your counselor if
you have questions

When done click

Save and I am finished

Stay Up to Date by Following...

@EPSNAV



epsnav



- Get the most current updates without logging in!
- Instant notifications and Naviance information comes directly to you!
- See what is happening around our district with Naviance!

Naviance Questions?

If you have any questions, please contact naviance@everettsd.org. Be sure to provide your name and school.

To check messages sent to you through Naviance Family Connection, login and click the link for your **messages** on the right-hand side.

To contact your counselor, click the **contact us** link.

